

Antennas

Ⓞ GSM/GPRS Antennas ▶ 850/900/1800/1900MHz, 2.1G, 2.4G, 3G



Gain	1.5dBi	1.5dBi	1.5dBi	1.5/3dBi	3/5dBi	7dBi	9dBi	3dBi	1.5dBi	3dBi	3dBi	5dBi	1dBi	6dBi
Dimension (mm)	Ø9.4*57*6.6	Ø9.3*60.4	Ø7.8*17*34	Ø9.4*27*88	Ø9.4*27*151	Ø15*290	Ø15*380	Ø29*235	Ø29*147.6 Ø29*132.5	4.5*10.6*104	7*22*115	Ø65*18.3	Ø65.5*17	67.5*20*10
GSM 850/900/1800/1900MHz	EEN-401	EEN-402	EEN-403	EEN-405	EEN-404			ECH-401		EPH-401	EPH-402	GSM-4S	GSM-3C	GEPH-019
GPRS/2.1G 1990~2170MHz	EEN-102							ECH-103						
GSM+2.1G 824~2710MHz	EEN-501							ECH-501		EPH-501	EPH-502	GSM-4S	GPM-3C	GEPH-019
WiFi&BT 2400~2500MHz	EEN-101	EEN-104		EEN-105	EEN-106	CEN-101	CEN-102	ECH-101		EPH-101				

Ⓞ GPS Antennas ▶ 1575.42MHz



Model	D-10	D-12J	GD-12	AM-15S	D-18J	D-122P	MK-76	MA-25	SM-76	SM-19	GPS-4S	GPS-3S	GPS-4C	GPS-3C
Gain	17dB	25dB	17dB	26dB	17dB	4dB	32dB	30dB	30dB	14dB	27dB	26dB	27dB	26dB
Dimension (mm)	10*10*6.7	12*12*6.5	13*19*6.25	15*15*5.2	18*18*8	12*10*2	34*25*10.6	46*38*12.5	58*48*15	58*48*15	Ø65*18.3	Ø65.5*17.1	Ø65*20	Ø65.5*17
Power Supply	2.8V~3.3V	2.8V~3.7V	2.8V~3.3V	3V~6V	3V~5V	—	2.5V~5.5V	2.5V~5.5V	2.5V~5.5V	2.5V~3.3V	3.0V~5.5V	3.0V~5.5V	3.0V~5.5V	3.0V~5.5V
Current Consumption	3.8mA@3V	6.5mA@3V	6.2mA@3V	7.5mA@5V	8mA@5V	—	12mA	12mA	12mA	6mA	12mA	12mA	12mA	12mA
Noise Figure	<1.5	<1.5	<1.5	<1.5	<1.3	<1.5	<1.5	<1.5	<1.5	<1.3	<2.0	<2.0	<2.0	<2.0

Ⓞ Marine Use Antennas ▶ 1575.42MHz, 156, 162MHz



Model	GA-88P
Gain	30dB
Power Supply	2.5V~5.5V
Current Consumption	18mA
Noise Figure	1.5dB



Dimension (mm)
Ø60*38

Model	RV-76	RV-19
Gain	30dB	14dB
Power Supply	2.5V~5.5V	2.8V~3.3V
Current Consumption	12mA	6mA
Noise Figure	1.8dB	1.7dB



Dimension (mm)
Ø115*74

Model	SA-200
Gain	28dB
Power Supply	4.0V~6.0V
Current Consumption	28mA
Noise Figure	<1.5



Dimension (mm)
1.5M(L)

Model	EHN-101
Gain	3dB
Frequency	156, 162MHz
Impedance	50ohm
VSWR	<1.3

* This specification is subject to change without prior notice.

915MHz Antenna



Model	AU-8-915	GEPH-022
Gain	0dB	3dB
Frequency	902~928MHz Centered at 915MHz	
Dimension (mm)	(L)118.4mm (W)55.5mm (H)12.3mm	(L)34.3mm (W)7.3mm (H)6.8mm
Impedance	50ohm	
VSWR	<2.0	

Modules



Model	FV-W9	FV-W9U	GM-1315	GM-12TA	GM-12LA
Dimension (mm)	35.4*35.4*4.3	35.4*35.4*4.3	15*15*2.7	19.8*14*2.8 Ant.12*12*4	42*14*7.1 Ant.12*12*4
Sensitivity	-165dbm	-160dbm	-160dbm	-160dbm	-160dbm
Cold Start	43sec.	45sec.	45sec.	45sec.	45sec.
Update Rate	1~5Hz	1~4Hz	1~4Hz	1Hz	1Hz
Current Consumption	33mA~55mA	33mA~67mA	39mA~53mA	47mA~67mA	47mA~67mA
Interface	8Pin Con.	8Pin Con.	Stamp Hole	Stamp Hole	6Pin Con.


Ⓞ Combo Antennas ▶ VHF,UHF,GSM,GPRS,915,GPS,Glonass,WiFi/BT

- VHF: 30~300MHz
- UHF: 430~470MHz
- Cellular(GSM): 850/900/1800/1900/2100MHz
- GPS: 1575MHz
- Glonass: 1602MHz
- 915: 902~928MHz
- WiFi/BT: 2400~2500MHz



Model	AU-2	AU-3S/3C	AU-4S/4C	AU-7	AU-8	AW-3C	AW-4S/4C	DS-56
Frequency	●●●	●●●	●●●	●●●	●●●	●●●	●●●	●●●
Gain	0/1/27dB	0/27dB	1.5/27dB	1/27dB	0/27dB	2.5/27/0dB	1.7/27/1.7dB	27dB
Dimension (mm)	Ø59.8*16,320 Ø59.8*16,170	Ø65.5*17.1 Ø65.5*17	Ø65*18.3 Ø65*20	Ø50.2*12.2	118.4*55.5 12.3	Ø70*19.1	Ø65*18.3 Ø65*20	Ø80*37.5*71.3
Power Supply	5.0V	2.7~5.5V	3.0~5.5V	3.0~5.5V	3.0~5.5V	3.0~5.5V	3.0~5.5V	3.0~5.0V
Current Consumption	28mA	13mA	12mA	10~12mA	12mA	11mA	12mA	18mA
VSWR	<2.0	1.5	2.0/1.8	2.0/1.8	2.0/1.8	<2.0	2.0/1.8	<2.0

San Jose Technology
always go with you



Custom Antennas Modules



▶ Why a Wireless Device Needs the RF Custom Antenna Design?

www.sanav.com





Customized Antennas Modules

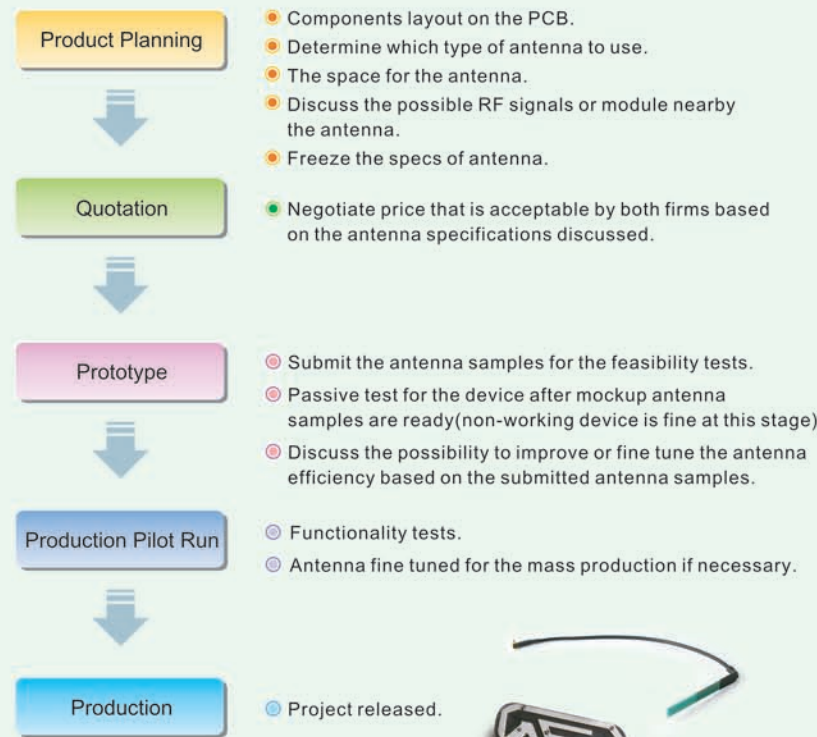
Why a Wireless Device Needs the RF Custom Antenna Design?

Antenna is a very important part of a wireless device. A poor antenna or an antenna without tuning will affect the overall performance of a wireless device. A typical example is that a customer tests an antenna alone and finds out that the antenna has a very good performance, so they decide to use this antenna for his project. However, after the antenna is put in their device, he finds out that the performance of the device is below his expectation. Why this situation happens? Because an antenna's efficiency can be easily affected by the dielectric coefficient and mechanism of the device. Besides, there are many EMI and RF signals nearby the antenna, so it will result an RF antenna that could not perform as what its performance would be in the wireless device.

Thus, a reliable antenna partner to help you to design an antenna which perfectly matches your wireless device is very important.



Process of the Custom Antenna Design:



Services or Supports SANAV Provide so That The Customer Could Trust Our Antenna Design



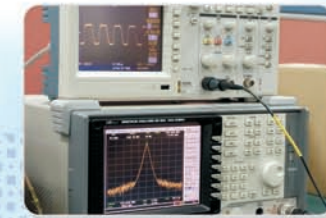
- Prototype machine**
 - Make an antenna design idea to reality in a very short time.
 - Deliver the antenna mockup housing or sample in a very short time without talking with tooling manufacturers.
 - Save the mockup tooling costs.



- Engraving Machine**
 - Improve and shorten the antenna development time.
 - Engraving the antenna circuit shortly.
 - Save the cost for mockup tooling.
 - Quick reaction for the design changes by the customers or our RF engineers.



- Network Analyzer**
 - Mainly used for measuring VSWR & Smith Chart in order to understand the impedance matching.



- Spectrum**
 - Mainly used to measuring the gain & TRP of the antenna.



- Shielding Chamber**
 - Shield the noise while production testing.
 - Improve the production quality.



- 3D RF Scanning Chamber**
 - TRP/TIS active pre-test for GSM or GPRS.
 - Provide the debug services.
 - Passive 2D & 3D gain value measuring and testing.

Why SANAV is Your Reliable Antenna Design Partner and Consultant?

Find many antennas on the Google.



Working hard on the project design.



Design is done.....



Change many antennas for enhancing the performance.





Image if consult with a reliable antenna supplier in the beginning.



SANAV has many facilities to design the antenna for your wireless devices and also provide the detail test report!!

Passing the test in the shortest time.



San Jose Technology, Inc.

11F., No.2, Sec. 4, Jhongyang Rd, Tucheng District, New Taipei City 236, Taiwan (R.O.C.)

Tel: +886-2-2269-4456

Fax: +886-2-2269-4451

E-mail: sanav@sanav.com

www.sanav.com